

REPORT OF THE GENERAL SECRETARY

James T. Bradford

We are grateful to God that the year 2016 marked the twenty-seventh year of consecutive growth in Assemblies of God (U.S.A.) adherents. This represents a 1.5 percent increase over 2015, exceeding the United States population growth rate of under 1 percent for the same period. We also ended the year with a record number of credentialed ministers. Of that number, 24.3 percent were female, representing another long-term growth trend.

It is my privilege to share with you the following statistics of The General Council of the Assemblies of God (AG), for the United States, for calendar year 2016. Unless specified otherwise, net change refers to 2016 data compared to 2015.

CHURCHES

<u>Affiliation</u>	<u>2013</u>	<u>2014</u>	<u>2015</u>	<u>2016</u>
General Council Affiliated	6,994	6,999	7,046	7,140
District Council Affiliated	5,101	5,009	4,893	4,735
Parent Affiliated	697	841	958	1,148
TOTALS	12,792	12,849	12,897	13,023
Net change from preceding year	70	57	48	126
Percentage change	0.6	0.4	0.4	1.0

Since the 2015 report, 406 churches were newly chartered. Due to merges, withdrawals, and other closings, 280 were removed, for a net gain of 126 assemblies. Both new charters and closings were up. (See the New Church Charters and Closes chart at the end of my report for historical data.)

Of churches with General Council affiliated status, 26 were chartered, 48 closed, 67 changed to District Council affiliated, and 14 changed to Parent Affiliated Church (PAC) status. Changes to General Council affiliated status include 183 District Council affiliated churches and 14 PACs, for a net gain of 94 General Council affiliated churches. District Council affiliated churches chartered total 143, closed total 173, and 40 changed to PACs. Twenty-eight PACs changed to District Council affiliated status, and the remainder changed affiliation as stated. This resulted in a net loss of 158 District Council affiliated churches. PACs chartered total 237, closed total 59, and the rest changed affiliation as stated, for a net gain of 190 PACs. (See the Churches by Affiliation and District table at the end of my report for a breakdown of churches by affiliation.)

MEMBERSHIP

Membership increased (0.1 percent) to 1,818,941. (Note: In recent years, the U.S. population has grown less than 1 percent per year.) Population data are available at <https://www.census.gov/quickfacts>.

<u>Membership</u>	<u>2013</u>	<u>2014</u>	<u>2015</u>	<u>2016</u>
Total membership	1,805,381	1,812,126	1,817,450	1,818,941
Change from preceding year	24,913	6,745	5,324	1,491
Percentage change	1.4	0.4	0.3	0.1
Average church membership	141	141	141	140

REPORT OF THE GENERAL SECRETARY

VITAL STATISTICS*

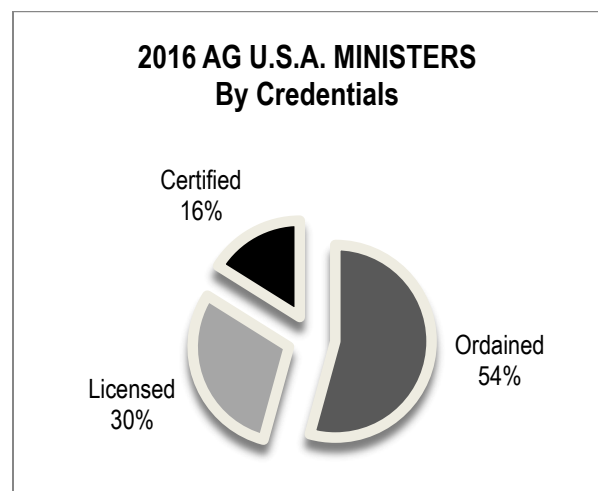
	2013	2014	2015	2016	Change 2015–2016	
					#	%
Adherents	3,127,857	3,146,741	3,192,112	3,240,258	48,146	1.5
Conversions	456,395	463,109	479,960	509,219	29,259	6.1
Holy Spirit baptisms	83,731	80,951	79,473	92,425	12,952	16.3
Major worship service attendance	1,918,686	1,927,575	1,959,434	2,004,897	45,463	2.3
Membership	1,805,381	1,812,126	1,817,450	1,818,941	1,491	0.1
Sunday P.M. attendance	319,247	285,301	281,622	254,010	-27,612	-9.8
Water baptisms	137,375	134,321	135,410	139,306	3,896	2.9

*May not include conversions and baptisms occurring outside of local church ministries.

MINISTERS

Total credentialed ministers increased by 551. The one-year net gain comprised 426 ordained, 57 licensed, and 68 certified ministers.

Ministers	2013	2014	2015	2016
Ordained	19,556	19,840	19,989	20,415
Licensed	11,028	11,049	11,092	11,149
Certified ministers	5,850	5,995	5,987	6,055
TOTALS	36,434	36,884	37,068	37,619
Change from preceding year	567	450	184	551
Percentage change	1.6	1.2	0.5	1.5



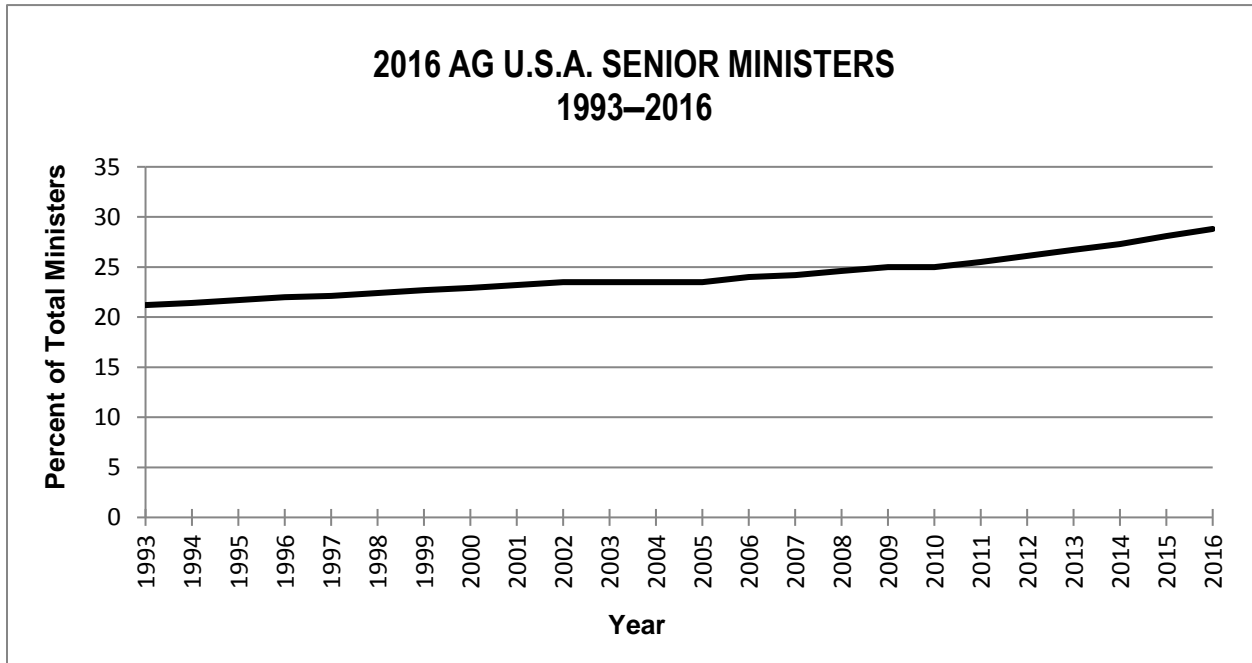
REPORT OF THE GENERAL SECRETARY

SUSPENDED AND UNDER RESTORATION

Of the 41 ministers under discipline and restoration in 2016, 18 were ordained, 20 licensed, and 3 were certified, compared to 44 ministers previously.

SENIOR MINISTERS

Records indicate 10,832 ministers, or 28.8 percent of the total, are 65 years of age or older. Below the chart is a breakdown by activity level.



Category	Ordained	Licensed	Certified Ministers	TOTALS	Percent of Seniors
Senior Active	3,165	802	387	4,354	40.2%
Semi-retired	456	158	85	699	6.5%
Retired	4,088	1,264	427	5,779	53.4%
TOTALS	7,709	2,224	899	10,832	

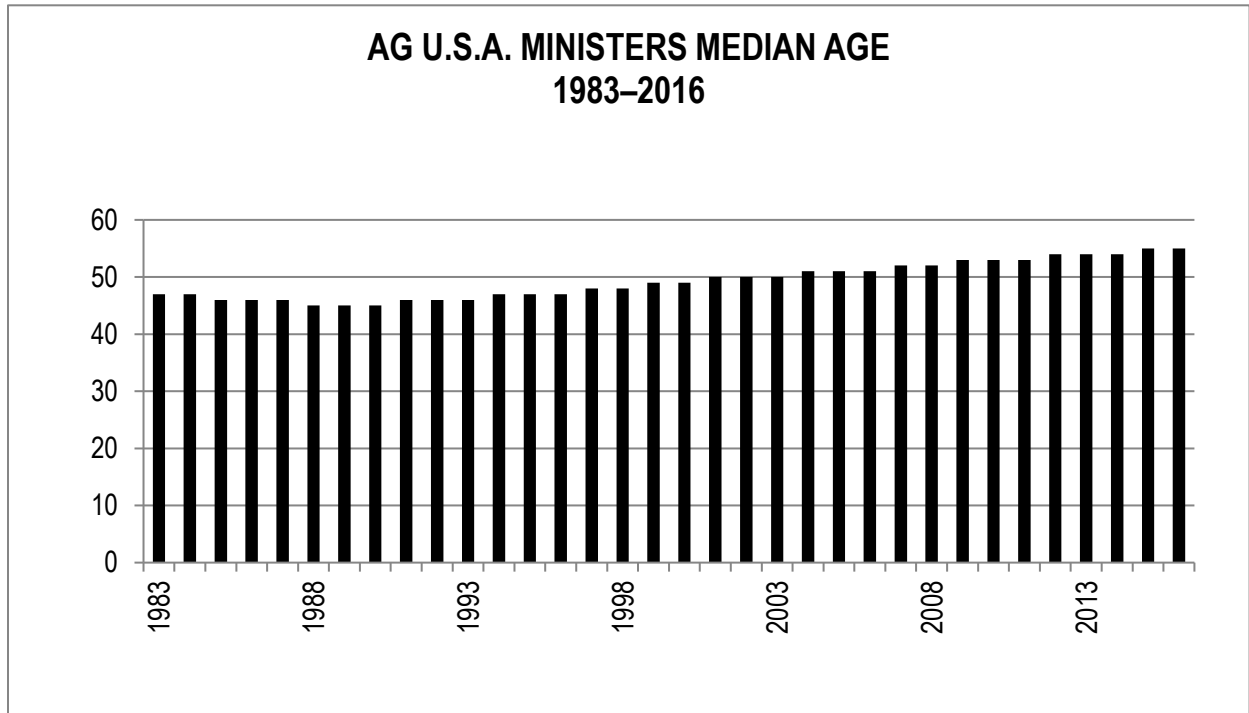
MINISTERS UNDER AGE 40

The number of ministers under 40 years of age decreased to 7,967, a net loss of 11.

MINISTERS' AGES

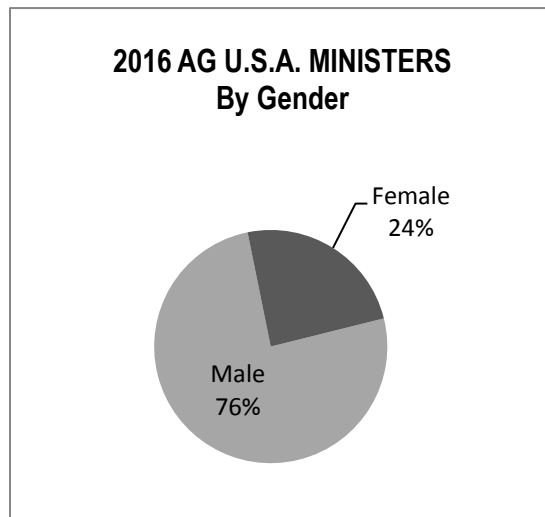
The average and median age of all ministers is 55 years. Median ages by credentials are 60 for ordained, 48 for licensed, and 46 for certified ministers. The youngest and oldest ministers were 18 and 105, respectively, as of December 31, 2016.

REPORT OF THE GENERAL SECRETARY



FEMALE MINISTERS

The number of female ministers totaled 9,142 in 2016 (24.3 percent of total ministers), a net gain of 445. (Males totaled 28,477, a net gain of 106.)



Of these women, there were 2,666 church staff members, 569 lead pastors, 683 World missionaries, 155 evangelists, 169 United States missionaries, 116 chaplains, 29 Assemblies of God college teachers, 32 sectional presbyters, 14 district executive presbyters, and 4 district officials, with the remainder serving in various capacities, or in retirement or disability.

REPORT OF THE GENERAL SECRETARY

FLOWER PENTECOSTAL HERITAGE CENTER

The Flower Pentecostal Heritage Center (FPHC) is the premier historical research center for the Assemblies of God and the broader Pentecostal Movement. The FPHC supports the mission of the church by preserving and making accessible the historical materials and stories that help inform our Pentecostal identity.

The FPHC builds bridges—not just across time, but also across the national, ethnic, and denominational divides. It is significant that the FPHC has earned the trust of Pentecostal leaders inside and outside the Assemblies of God Fellowship. During the last year (July 2016–June 2017), numerous collections of Pentecostal treasures were deposited at the FPHC. A few of the larger collections are described below:

- An extensive collection of early Pentecostal tracts, booklets, and periodicals deposited by the North Central University library.
- The personal papers of Dr. Benny C. Aker, longtime AG educator and theologian.

In the last year, the FPHC expanded its collection by approximately 5 percent. The total number of catalog records is over 118,000, including materials in 136 languages. Significantly, about 10 percent of acquisitions each year are in non-English languages. The FPHC has digitized over 761,000 pages of historic publications (adding 10,000 pages this year). The FPHC also publishes *Assemblies of God Heritage*, the only Pentecostal history magazine of its kind, which is sent to all ministers in addition to subscribers.

The FPHC's extensive collections, research Web site www.iFPHC.org, and helpful staff make the center an essential resource for researchers, church leaders, and people in the pew.

Contact the Flower Pentecostal Heritage Center for historical research needs or to donate materials.

ACKNOWLEDGEMENTS

As general secretary, I could not fulfill my role without the talented people who work with me on a daily basis. My direct reports include Esther Wood, executive administrative assistant; Esther Bevis, Secretariat manager; Sherri Doty, Statistics supervisor; Rebecca Gullion, Projects and Events coordinator; and Darrin Rodgers, Flower Pentecostal Heritage Center director. Teams of other wonderful employees work under their oversight. I am indebted to each one of them.

In Christ,
James T. Bradford

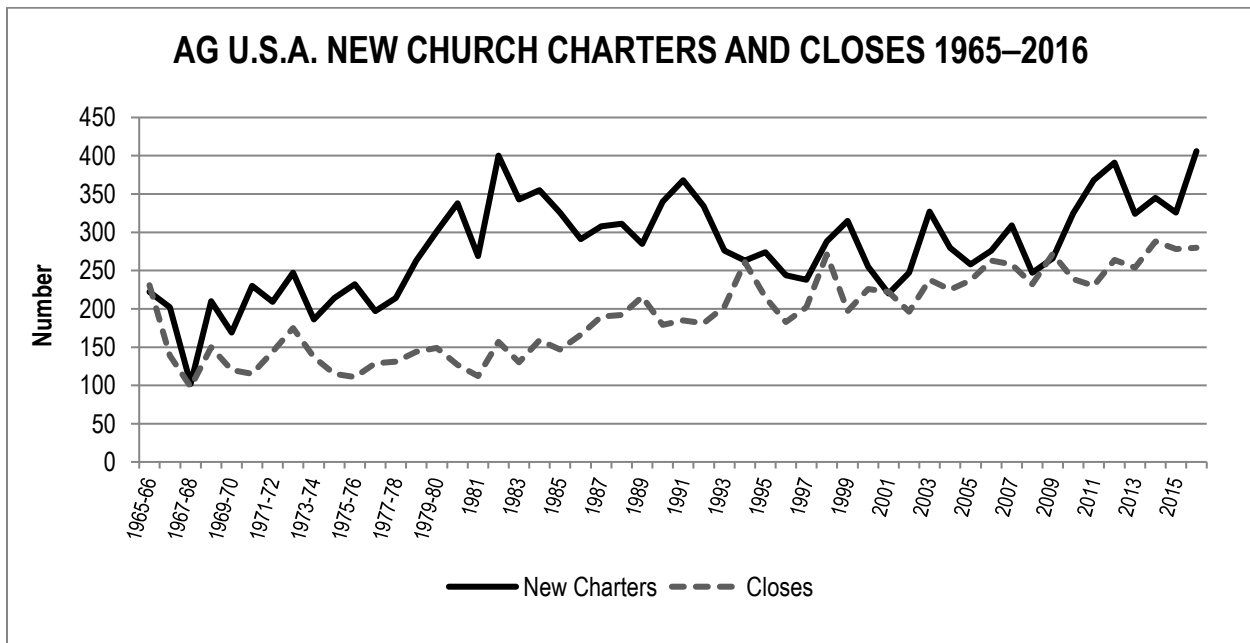
*For minister, district, church, or statistical information, visit us at
<https://ag.org/About/Leadership-Team/General-Secretary>*

REPORT OF THE GENERAL SECRETARY

AG U.S.A. NEW CHURCH CHARTERS AND CLOSES				
1965–2016				
<u>Year</u> ¹	<u>New Church</u> <u>Charters</u> ²	<u>Closes</u> ²	<u>Total</u>	<u>Net Change</u>
1965–66	222	231	8,443	-9
1966–67	202	139	8,506	63
1967–68	102	98	8,510	4
1968–69	210	150	8,570	60
1969–70	169	120	8,619	49
1970–71	230	115	8,734	115
1971–72	209	144	8,799	65
1972–73	247	175	8,871	72
1973–74	186	137	8,920	49
1974–75	214	115	9,019	99
1975–76	232	111	9,140	121
1976–77	197	129	9,208	68
1977–78	214	131	9,291	83
1978–79	263	144	9,410	119
1979–80	301	149	9,562	152
1980–81	338	127	9,773	211
1981	269	112	9,930	157
1982	400	157	10,173	243
1983	343	130	10,386	213
1984	355	159	10,582	196
1985	326	147	10,761	179
1986	291	166	10,886	125
1987	308	190	11,004	118
1988	311	192	11,123	119
1989	285	216	11,192	69
1990	340	179	11,353	161
1991	368	185	11,536	183
1992	334	181	11,689	153
1993	276	203	11,762	73
1994	263	261	11,764	2
1995	274	215	11,823	59
1996	244	183	11,884	61
1997	238	202	11,920	36
1998	288	271	11,937	17
1999	315	197	12,055	118
2000	255	226	12,084	29

REPORT OF THE GENERAL SECRETARY

AG U.S.A. NEW CHURCH CHARTERS AND CLOSES				
1965–2016				
<u>Year</u> ¹	<u>New Church</u> <u>Charters</u> ²	<u>Closes</u> ²	<u>Total</u>	<u>Net Change</u>
2001	220	222	12,082	-2
2002	247	196	12,133	51
2003	327	238	12,222	89
2004	280	225	12,277	55
2005	258	237	12,298	21
2006	276	263	12,311	13
2007	309	258	12,362	51
2008	247	232	12,377	15
2009	266	272	12,371	-6
2010	325	239	12,457	86
2011	368	230	12,595	138
2012	391	264	12,722	127
2013	324	254	12,792	70
2014	345	288	12,849	57
2015	326	278	12,897	48
2016	406	280	13,023	126



¹Reporting periods have varied through the years. As of December 1981, reports are based on the calendar year ending December 31.

²May include occasional churches chartered in error, closed, and subsequently chartered again.

REPORT OF THE GENERAL SECRETARY

AG U.S.A. CHURCHES BY AFFILIATION AND DISTRICT, 2016

District Name & Number	GCA ¹	DCA ²	PAC ³	2016 Totals	2015 Totals	Change
Alabama (01)	184	151	6	341	345	-4
Alaska (51)	26	44	5	75	77	-2
Appalachian (02)	70	36	1	107	108	-1
Arizona (03)	98	111	11	220	219	1
Arkansas (04)	229	157	9	395	403	-8
Brazilian (59)	0	62	0	62	62	0
Central District/Distrito Central (71)	35	96	1	132	134	-2
Florida Multicultural (56)	90	75	1	166	163	3
Georgia (06)	133	59	16	208	212	-4
German (60)	3	18	5	26	23	3
Hawaii (53)	38	20	45	103	97	6
Illinois (07)	159	102	21	282	289	-7
Indiana (08)	170	53	13	236	235	1
Iowa (39)	69	46	6	121	120	1
Kansas (09)	110	29	7	146	144	2
Kentucky (10)	109	33	5	147	148	-1
Korean (57)	25	93	4	122	122	0
Louisiana (11)	95	106	9	210	215	-5
Michigan (12)	141	109	4	254	254	0
Midwest Latin American (73)	15	62	7	84	81	3
Minnesota (13)	136	80	31	247	245	2
Mississippi (14)	77	76	4	157	165	-8
Montana (15)	44	38	0	82	82	0
National Slavic (62)	27	24	1	52	49	3
Nebraska (16)	57	27	4	88	91	-3
New Jersey (18)	124	77	48	249	240	9
New Mexico (19)	54	29	8	91	91	0
New York (20)	221	65	48	334	330	4
North Carolina (21)	124	145	41	310	308	2
North Dakota (22)	32	29	2	63	62	1
North Texas (38)	343	163	93	599	548	51
Northern California-Nevada (23)	258	142	41	441	446	-5
Northern Missouri (45)	59	27	4	90	87	3
Northern New England (17)	65	30	6	101	101	0
Northern Pacific Latin American (68)	95	72	4	171	170	1
Northwest (24)	208	50	66	324	314	10
Northwest Hispanic (75)	29	26	0	55	53	2
Ohio (25)	189	42	47	278	281	-3
Oklahoma (26)	277	191	13	481	483	-2
Oregon (27)	119	48	21	188	183	5
Peninsular Florida (32)	263	59	47	369	350	19

REPORT OF THE GENERAL SECRETARY

AG U.S.A. CHURCHES BY AFFILIATION AND DISTRICT, 2016

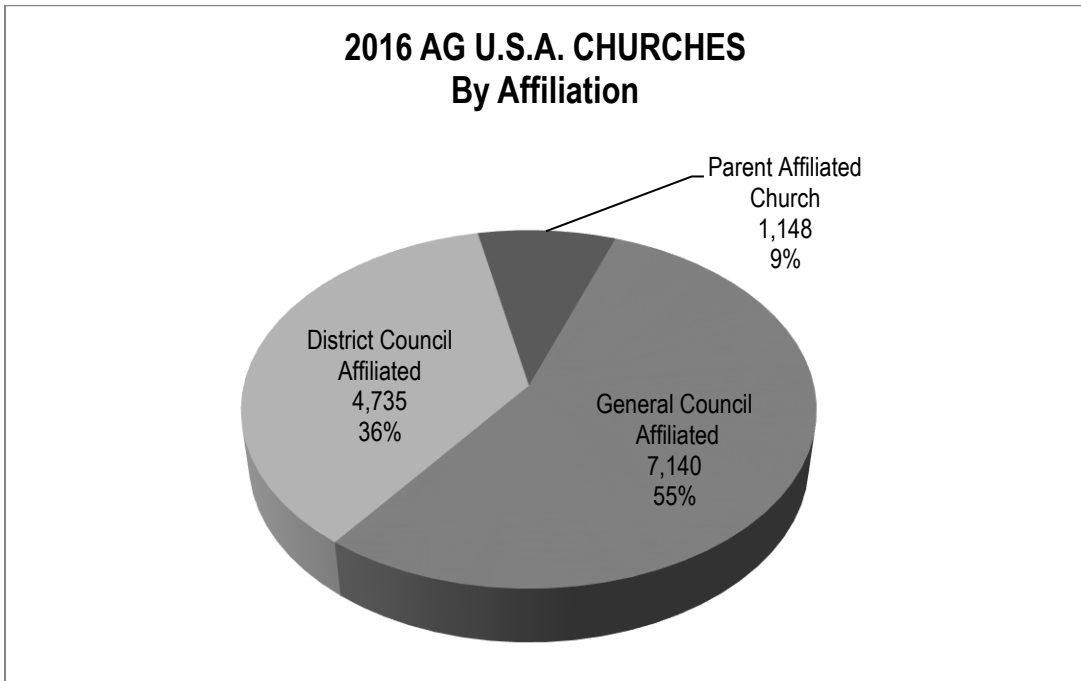
District Name & Number	GCA ¹	DCA ²	PAC ³	2016 Totals	2015 Totals	Change
Pennsylvania-Delaware (05)	289	53	92	434	434	0
Potomac (28)	213	91	33	337	334	3
Puerto Rico (55)	99	96	1	196	196	0
Rocky Mountain (29)	97	41	36	174	172	2
Samoan (52)	22	32	5	59	54	5
Second Korean (61)	11	28	0	39	39	0
South Carolina (30)	45	37	7	89	92	-3
South Central Hispanic (54)	43	66	9	118	118	0
South Dakota (31)	22	22	3	47	46	1
South Texas (33)	207	54	23	284	290	-6
Southern California (34)	222	131	86	439	432	7
Southern Idaho (35)	31	28	4	63	63	0
Southern Latin (74)	14	47	6	67	63	4
Southern Missouri (36)	219	119	28	366	373	-7
Southern New England (44)	113	58	15	186	185	1
Southern Pacific (70)	91	210	20	321	311	10
Southwest (67)	28	32	2	62	66	-4
Spanish Eastern (69)	162	300	16	478	458	20
Tennessee (37)	172	25	27	224	218	6
Texas Gulf Hispanic (64)	39	89	5	133	126	7
Texas Louisiana Hispanic (66)	43	74	4	121	118	3
West Florida (40)	114	48	0	162	163	-1
West Texas (41)	47	51	8	106	105	1
West Texas and Plains (65)	39	44	1	84	85	-1
Wisconsin-Northern Michigan (42)	134	42	12	188	186	2
Wyoming (43)	24	15	0	39	40	-1
<u>Area Name</u>						
Great Lakes	838	375	91	1,304	1,315	-11
Gulf	792	483	77	1,352	1,374	-22
Language—East Spanish	380	580	31	991	961	30
Language—Other	88	257	15	360	349	11
Language—West Spanish	442	709	46	1,197	1,181	16
North Central	509	273	62	844	837	7
Northeast	1,025	374	242	1,641	1,624	17
Northwest	452	223	96	771	759	12
South Central	1,038	517	152	1,707	1,661	46
Southeast	863	499	117	1,479	1,470	9
Southwest	713	445	219	1,377	1,366	11
TOTALS	7,140	4,735	1,148	13,023	12,897	126

¹General Council Affiliated Church.

²District Council Affiliated Church.

³Parent Affiliated Church.

REPORT OF THE GENERAL SECRETARY



REPORT OF THE GENERAL SECRETARY

ASSEMBLIES OF GOD WORLDWIDE CHURCHES AND ADHERENTS 1987-2016

2016 Worldwide Totals: 68,504,338 adherents and 367,287 churches

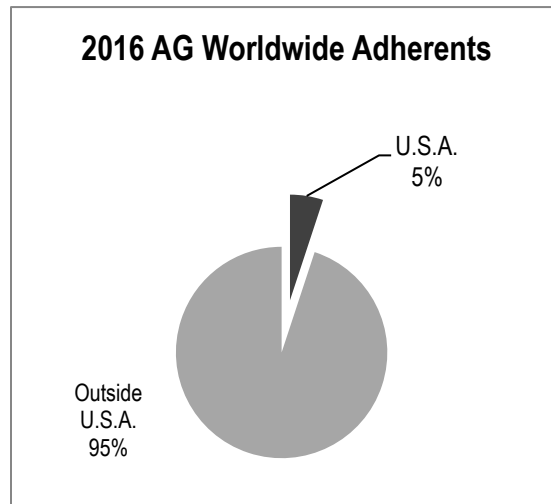
Year	-----U.S.A.-----		Countries in which we have partnership or missions activity		U.S.A. and countries in which we have partnership or missions activity --Subtotals--	
	<u>Churches</u>	<u>Adherents</u>	<u>Churches</u>	<u>Adherents</u>	<u>Churches</u>	<u>Adherents</u>
1987	11,004	2,160,667	115,623	15,816,435	126,627	17,977,102
1988	11,123	2,147,041	117,450	16,269,817	128,573	18,416,858
1989	11,192	2,137,890	117,115	16,414,392	128,307	18,552,282
1990	11,353	2,181,502	137,063	21,589,070	148,416	23,770,572
1991	11,536	2,234,708	140,671	22,723,215	152,207	24,957,923
1992	11,689	2,257,846	141,935	22,570,692	153,624	24,828,538
1993	11,762	2,271,718	139,119	23,176,655	150,881	25,448,373
1994	11,764	2,324,615	144,372	23,994,400	156,136	26,319,015
1995	11,823	2,387,982	148,676	25,219,790	160,499	27,607,772
1996	11,884	2,467,588	146,348	25,362,718	158,232	27,830,306
1997	11,920	2,494,574	174,657	28,155,905	186,577	30,650,479
1998	11,937	2,525,812	178,528	29,532,588	190,465	32,058,400
1999	12,055	2,574,531	200,467	32,002,437	212,522	34,576,968
2000	12,084	2,577,560	210,435	35,651,706	222,519	38,229,266
2001	12,082	2,627,029	222,471	38,244,062	234,553	40,871,091
2002	12,133	2,687,366	236,022	40,246,064	248,155	42,933,430
2003	12,222	2,729,562	248,991	41,863,616	261,213	44,593,178*
2004	12,277	2,779,095	256,209	43,615,601	268,486	46,394,696*
2005	12,298	2,830,861	268,183	45,734,374	280,481	48,565,235*
2006	12,311	2,836,174	283,413	48,157,995	295,724	50,994,169*
2007	12,362	2,863,265	299,686	51,275,350	312,048	54,138,615*
2008	12,377	2,899,702	320,034	52,803,685	332,411	55,703,387*
2009	12,371	2,914,669	333,737	54,311,810	346,108	57,226,479*
2010	12,457	3,030,944	338,472	55,699,506	350,929	58,730,450*
2011	12,595	3,041,957	345,165	57,188,874	357,760	60,230,831*
2012	12,722	3,095,717	350,069	58,220,528	362,791	61,316,245*
2013	12,792	3,127,857	353,313	59,033,334	366,105	62,161,191*
2014	12,849	3,146,741	360,074	58,811,053	372,923	61,957,794*
2015	12,897	3,192,112	352,260	60,331,510	365,157	63,523,622*
2016	13,023	3,240,258	354,264	60,786,435	367,287	64,026,693*

* See next page for historical data for **worldwide** totals of AG adherents, which include countries and territories not considered missions fields.

REPORT OF THE GENERAL SECRETARY

WORLDWIDE TOTALS (including countries/territories not considered missions fields, with AG adherents)

	Worldwide adherents <u>total</u>	Worldwide adherents <u>numeric change</u>	Worldwide adherents <u>percent change</u>
2003	50,718,028		
2004	52,534,858	1,816,830	3.6%
2005	54,717,677	2,182,819	4.2%
2006	57,023,562	2,305,885	4.2%
2007	60,047,420	3,023,858	5.3%
2008	61,550,938	1,503,518	2.5%
2009	63,090,251	1,539,313	2.5%
2010	64,100,671	1,010,420	1.6%
2011	65,398,796	1,298,125	2.0%
2012	66,383,778	984,982	1.5%
2013	67,512,302	1,128,524	1.7%
2014	67,290,023	-222,279	-0.3%
2015	67,992,330	702,307	1.0%
2016	68,504,338	512,008	0.8%



NOTE: Adherents are all persons who consider an AG church to be their church home. "Countries in which we have partnership or missions activity" data includes Pentecostal elements with whom Assemblies of God World Missions has a fraternal relationship, even though they may not use the term "Assemblies of God" to identify themselves.